

Siam Wellness Group Public Company Limited  
and its subsidiaries  
Review report and interim financial information  
For the three-month and six-month periods ended 30 June 2021



**EY Office Limited**  
33rd Floor, Lake Rajada Office Complex  
193/136-137 Rajadapisek Road  
Klongtoey, Bangkok 10110  
G.P.O.Box 1047, Bangkok 10501, Thailand  
Tel: +66 2264 9090  
Fax: +66 2264 0789-90  
ey.com

บริษัท สำนักงาน อีวาย จำกัด  
ชั้น 33 อาคารเลครัชดา  
193/136-137 ถนนรัชดาภิเษก  
คลองเตย กรุงเทพฯ 10110  
ตู้ ป.ณ. 1047 กรุงเทพฯ 10501  
โทรศัพท์: +66 2264 9090  
โทรสาร: +66 2264 0789-90  
ey.com

## **Independent Auditor's Report on Review of Interim Financial Information**

To the Shareholders of Siam Wellness Group Public Company Limited

I have reviewed the accompanying consolidated statement of financial position of Siam Wellness Group Public Company Limited and its subsidiaries as at 30 June 2021, and the related consolidated statements of comprehensive income for the three-month and six-month periods then ended, the related consolidated statement of changes in shareholders' equity and cash flows for the six-month periods then ended, as well as the condensed notes to the interim consolidated financial statements. I have also reviewed the separate financial information of Siam Wellness Group Public Company Limited for the same periods (collectively "interim financial information"). Management is responsible for the preparation and presentation of this interim financial information in accordance with Thai Accounting Standard 34 *Interim Financial Reporting*. My responsibility is to express a conclusion on this interim financial information based on my review.

### **Scope of Review**

I conducted my review in accordance with Thai Standard on Review Engagements 2410, *Review of Interim Financial Information Performed by the Independent Auditor of the Entity*. A review of interim financial information consists of making inquiries, primarily of persons responsible for financial and accounting matters, and applying analytical and other review procedures. A review is substantially less in scope than an audit conducted in accordance with Thai Standards on Auditing and consequently does not enable me to obtain assurance that I would become aware of all significant matters that might be identified in an audit. Accordingly, I do not express an audit opinion.

## **Conclusion**

Based on my review, nothing has come to my attention that causes me to believe that the accompanying interim financial information is not prepared, in all material respects, in accordance with Thai Accounting Standard 34 *Interim Financial Reporting*.

## **Emphasis of Matter**

I draw attention to Note 1.2 to the interim consolidated financial statements. The business operation of the Group has been affected from the effect of the COVID-19 pandemic in terms of temporary shutdown of spa and hotel business as required by a resolution of the cabinet and the Declaration of Provincial Governors on preventive measure to control the COVID-19 announced in March 2020. Although spa and hotel business operation resumed in June 2020, a new wave of the COVID-19 pandemic has occurred since the end of 2020 up to the present, which has slowed down the economic recovery and adversely affected most businesses and industries. The Group had to temporarily close the spa business again at the beginning of January 2021 and the end of April 2021 in accordance with the order of the governor. Some branches have resumed the operation since May 2021 up to the present. This situation materially affects the Group's business activities in terms of spa and hotel business and this is significantly impacting the Group's financial position, operating results, and cash flows at present, and is expected to do so in the future. The Group's management has assessed the financial impact in respect of an uncertainty of the COVID-19 situation.

As a result of such situation, as at 30 June 2021 the Group had total current liabilities exceeded its total current assets by Baht 98.0 million (the Company only: Baht 131.7 million) and had operating losses for the three-month and six-month periods ended 30 June 2021 of Baht 86.9 million and Baht 162.9 million, respectively (the Company only: Baht 80.9 million and Baht 150.6 million). The Group had the measures to maintain its cash flow level for debt settlement and for its business operations by negotiation with the lessors to obtain the rental discount for each spa retail stores, and seeking source of funds. The Group believes that there will be the adequate cash flows for settlement of such loans and lease liabilities which to be due within one year and for using in its operations. Furthermore, the Group is in the process of implementing a business plan to improve its operations and turn a profit in the future. The Group believes that it will be able to continue its operation as a going concern. However, these circumstances may give rise to significant doubts as to the Group's ability to continue its operations as a going concern. This may depend on the outcome of the ability of the Group to achieve its operational plans, and the relief of the COVID-19 pandemic situation in the future.

My conclusion is not modified in respect of this matter.



Sumana Punpongsanon

Certified Public Accountant (Thailand) No. 5872

EY Office Limited

Bangkok: 9 August 2021

Siam Wellness Group Public Company Limited and its subsidiaries

Statement of financial position

As at 30 June 2021

(Unit: Thousand Baht)

	Note	Consolidated financial statements		Separate financial statements	
		30 June 2021 (Unaudited but reviewed)	31 December 2020 (Audited)	30 June 2021 (Unaudited but reviewed)	31 December 2020 (Audited)
<b>Assets</b>					
<b>Current assets</b>					
Cash and cash equivalents		114,371	114,526	85,513	91,133
Current investments		4	4	1	1
Trade and other receivables	3, 4	7,659	21,775	9,551	21,874
Lease receivables - current portion	3	-	-	256	160
Share return receivables - current portion	5	9,332	9,462	9,332	9,462
Inventories	6	33,303	40,299	29,125	36,683
Other current assets		11,208	13,024	10,189	10,918
		175,877	199,090	143,967	170,231
Non-current assets classified as held for sale	9, 13	32,295	32,295	32,295	32,295
<b>Total current assets</b>		<b>208,172</b>	<b>231,385</b>	<b>176,262</b>	<b>202,526</b>
<b>Non-current assets</b>					
Restricted deposits of financial institution	7	-	5,159	-	-
Lease receivables - net of current portion	3	-	-	25,930	26,114
Share return receivables - net of current portion	5	32,111	32,587	32,111	32,587
Investments in subsidiaries	8	-	-	101,705	101,705
Property, plant and equipment	9	1,016,340	1,074,588	942,350	995,606
Right-of-use assets	10	1,073,987	1,169,555	1,040,445	1,134,194
Goodwill		24,536	24,536	20,340	20,340
Intangible assets		8,240	9,086	8,145	8,976
Deferred tax assets	16	1,207	820	-	-
Deposits	11	73,739	78,549	73,195	78,005
Advance payment for purchase of assets		4,605	461	4,605	461
Other non-current assets		5,992	5,383	5,770	5,246
<b>Total non-current assets</b>		<b>2,240,757</b>	<b>2,400,724</b>	<b>2,254,596</b>	<b>2,403,234</b>
<b>Total assets</b>		<b>2,448,929</b>	<b>2,632,109</b>	<b>2,430,858</b>	<b>2,605,760</b>

The accompanying notes are an integral part of the financial statements.

*[Handwritten signature]*

นายวิมล อภิวัฒนกุล



บริษัท สยามเวลเนสกรุ๊ป จำกัด (มหาชน)  
SIAM WELLNESS GROUP PUBLIC COMPANY LIMITED

Siam Wellness Group Public Company Limited and its subsidiaries

Statement of financial position (continued)

As at 30 June 2021

(Unit: Thousand Baht)

	Note	Consolidated financial statements		Separate financial statements	
		30 June 2021	31 December 2020	30 June 2021	31 December 2020
		(Unaudited but reviewed)	(Audited)	(Unaudited but reviewed)	(Audited)
<b>Liabilities and shareholders' equity</b>					
<b>Current liabilities</b>					
Trade and other payables	3, 12	37,003	44,662	46,028	51,162
Current portion of long-term loans	13	48,838	103,354	46,753	93,354
Current portion of lease liabilities	14	178,272	169,179	175,124	166,176
Income tax payable		42	3,213	-	-
Advance received - current portion		41,430	38,978	39,549	38,187
Other current liabilities		555	1,770	505	1,215
<b>Total current liabilities</b>		<b>306,140</b>	<b>361,156</b>	<b>307,959</b>	<b>350,094</b>
<b>Non-current liabilities</b>					
Long term loans - net of current portion	13	421,649	287,813	388,734	272,813
Long-term loans from related parties	3	-	-	30,000	30,000
Lease liabilities - net of current portion	3, 14	937,880	1,028,672	931,239	1,020,887
Advance received - net of current portion		7,889	9,759	7,889	9,759
Provision for long-term employee benefits		9,252	10,124	8,095	9,043
Deferred tax liabilities	16	6,656	11,744	6,658	11,749
Other non-current liabilities		17,110	17,629	16,140	16,639
<b>Total non-current liabilities</b>		<b>1,400,436</b>	<b>1,365,741</b>	<b>1,388,755</b>	<b>1,370,890</b>
<b>Total liabilities</b>		<b>1,706,576</b>	<b>1,726,897</b>	<b>1,696,714</b>	<b>1,720,984</b>

The accompanying notes are an integral part of the financial statements.

*Signature*

นางนงนุช อภิวัฒนกุล



Siam Wellness Group Public Company Limited and its subsidiaries


Statement of financial position (continued)

As at 30 June 2021

(Unit: Thousand Baht)

	Consolidated financial statements		Separate financial statements	
	30 June 2021 (Unaudited but reviewed)	31 December 2020 (Audited)	30 June 2021 (Unaudited but reviewed)	31 December 2020 (Audited)
<b>Shareholders' equity</b>				
Share capital				
Registered				
855,000,000 ordinary shares of Baht 0.25 each	213,750	213,750	213,750	213,750
Issued and paid-up				
854,999,928 ordinary shares of Baht 0.25 each	213,750	213,750	213,750	213,750
Share premium	278,906	278,906	278,906	278,906
Discount on business combination under common control	(46,226)	(46,226)	-	-
Retained earnings				
Appropriated - statutory reserve	17,399	17,399	14,250	14,250
Unappropriated	187,954	350,812	136,671	287,303
Other components of shareholders' equity	90,567	90,567	90,567	90,567
Equity attributable to shareholders' of the Company	742,350	905,208	734,144	884,776
Non-controlling interests of the subsidiaries	3	4	-	-
<b>Total shareholders' equity</b>	<b>742,353</b>	<b>905,212</b>	<b>734,144</b>	<b>884,776</b>
<b>Total liabilities and shareholders' equity</b>	<b>2,448,929</b>	<b>2,632,109</b>	<b>2,430,858</b>	<b>2,605,760</b>

The accompanying notes are an integral part of the financial statements.



สมชาย วัฒนวิวัฒน์  
อ

Directors



บริษัท สยามเวลเนสกรุ๊ป จำกัด (มหาชน)  
SIAM WELLNESS GROUP PUBLIC COMPANY LIMITED

(Unaudited but reviewed)

## Siam Wellness Group Public Company Limited and its subsidiaries


## Statement of comprehensive income

For the three-month period ended 30 June 2021

(Unit: Thousand Baht)

	Note	Consolidated financial statements		Separate financial statements	
		2021	2020	2021	2020
<b>Profit or loss:</b>					
<b>Revenues</b>					
Revenue from sales		7,313	17,323	1,866	4,724
Revenue from services		14,901	14,161	14,748	14,301
Interest income		558	572	550	1,096
Other income		679	13	1,434	845
<b>Total revenues</b>		<b>23,451</b>	<b>32,069</b>	<b>18,598</b>	<b>20,966</b>
<b>Expenses</b>					
Cost of sales		5,089	6,153	1,859	2,950
Cost of services		69,646	75,475	66,399	72,864
Selling and distribution expenses		5,632	4,865	3,770	3,473
Administrative expenses		21,622	21,662	19,234	20,102
<b>Total expenses</b>		<b>101,989</b>	<b>108,155</b>	<b>91,262</b>	<b>99,389</b>
<b>Loss from operating activities</b>		<b>(78,538)</b>	<b>(76,086)</b>	<b>(72,664)</b>	<b>(78,423)</b>
Finance cost	15	(11,366)	(5,596)	(11,111)	(5,416)
<b>Loss before tax income</b>		<b>(89,904)</b>	<b>(81,682)</b>	<b>(83,775)</b>	<b>(83,839)</b>
Tax income	16	3,049	1,060	2,881	2,631
<b>Loss for the period</b>		<b>(86,855)</b>	<b>(80,622)</b>	<b>(80,894)</b>	<b>(81,208)</b>
<b>Other comprehensive income:</b>					
Other comprehensive income		-	-	-	-
<b>Other comprehensive income for the period</b>		<b>-</b>	<b>-</b>	<b>-</b>	<b>-</b>
<b>Total comprehensive income for the period</b>		<b>(86,855)</b>	<b>(80,622)</b>	<b>(80,894)</b>	<b>(81,208)</b>
<b>Profit attributable to:</b>					
Equity holders of the Company		(86,855)	(80,622)	(80,894)	(81,208)
Non-controlling interests of the subsidiaries		-	-	-	-
		<b>(86,855)</b>	<b>(80,622)</b>		
<b>Total comprehensive income attributable to:</b>					
Equity holders of the Company		(86,855)	(80,622)	(80,894)	(81,208)
Non-controlling interests of the subsidiaries		-	-	-	-
		<b>(86,855)</b>	<b>(80,622)</b>		
(Unit: Baht per share)					
<b>Earnings per share</b>					
17					
Basic loss per share					
Loss attributable to equity holders of the Company		(0.102)	(0.094)	(0.095)	(0.095)

The accompanying notes are an integral part of the financial statements.

  
 นางสาวกัญญา  
 หนองบัว อธิบดีกรมการค้า  
 2





(Unaudited but reviewed)

## Siam Wellness Group Public Company Limited and its subsidiaries

## Statement of comprehensive income

For the six-month period ended 30 June 2021

(Unit: Thousand Baht)

	Note	Consolidated financial statements		Separate financial statements	
		2021	2020	2021	2020
<b>Profit or loss:</b>					
<b>Revenues</b>					
Revenue from sales		16,032	37,873	4,012	13,859
Revenue from services		61,202	231,436	60,478	226,954
Interest income		1,068	1,212	1,057	2,416
Dividend income		-	-	-	23,698
Other income		1,420	5,116	2,980	7,023
<b>Total revenues</b>		<b>79,722</b>	<b>275,637</b>	<b>68,527</b>	<b>273,950</b>
<b>Expenses</b>					
Cost of sales		10,942	17,099	3,309	8,482
Cost of services		162,049	265,229	155,067	260,938
Selling and distribution expenses		11,946	16,616	8,192	13,797
Administrative expenses		40,667	40,206	35,590	35,744
<b>Total expenses</b>		<b>225,604</b>	<b>339,150</b>	<b>202,158</b>	<b>318,961</b>
<b>Loss from operating activities</b>		<b>(145,882)</b>	<b>(63,513)</b>	<b>(133,631)</b>	<b>(45,011)</b>
Finance cost	15	(22,410)	(14,176)	(22,092)	(13,849)
<b>Loss before tax income</b>		<b>(168,292)</b>	<b>(77,689)</b>	<b>(155,723)</b>	<b>(58,860)</b>
Tax income	16	5,433	1,417	5,091	3,703
<b>Loss for the period</b>		<b>(162,859)</b>	<b>(76,272)</b>	<b>(150,632)</b>	<b>(55,157)</b>
<b>Other comprehensive income:</b>					
Other comprehensive income		-	-	-	-
<b>Other comprehensive income for the period</b>		<b>-</b>	<b>-</b>	<b>-</b>	<b>-</b>
<b>Total comprehensive income for the period</b>		<b>(162,859)</b>	<b>(76,272)</b>	<b>(150,632)</b>	<b>(55,157)</b>
<b>Profit attributable to:</b>					
Equity holders of the Company		(162,858)	(76,272)	(150,632)	(55,157)
Non-controlling interests of the subsidiaries		(1)	-	-	-
		<b>(162,859)</b>	<b>(76,272)</b>		
<b>Total comprehensive income attributable to:</b>					
Equity holders of the Company		(162,858)	(76,272)	(150,632)	(55,157)
Non-controlling interests of the subsidiaries		(1)	-	-	-
		<b>(162,859)</b>	<b>(76,272)</b>		
(Unit: Baht per share)					
<b>Earnings per share</b>	17				
Basic loss per share					
Loss attributable to equity holders of the Company		(0.190)	(0.089)	(0.176)	(0.065)

The accompanying notes are an integral part of the financial statements.

*[Handwritten signature]*  
*[Handwritten signature]*



บริษัท สยามเวลเนสกรุ๊ป จำกัด (มหาชน)  
 SIAM WELLNESS GROUP PUBLIC COMPANY LIMITED

Siam Wellness Group Public Company Limited and its subsidiaries  
Statement of changes in shareholders' equity  
For the six-month period ended 30 June 2021

(Unaudited but reviewed)

(Unit: Thousand Baht)

Consolidated financial statements										
Equity attributable to shareholders of the Company										
	Equity attributable to shareholders' equity				Other comprehensive income		Total equity attributable to shareholders of the Company			
	Issued and fully paid-up share capital	Share premium	Discount on business combination under common control	Retained earnings	Appropriated - statutory reserve	Unappropriated	Surplus on revaluation of assets	Total components of shareholders' equity	Equity attributable to non-controlling interests of the subsidiaries	Total shareholders' equity
Balance as at 1 January 2020	142,500	278,906	(46,226)	649,265	16,381	649,265	90,567	1,131,393	7	1,131,400
Loss for the period	-	-	-	(76,272)	-	(76,272)	-	(76,272)	-	(76,272)
Other comprehensive income	-	-	-	-	-	-	-	-	-	-
Total comprehensive income for the period	-	-	-	(76,272)	-	(76,272)	-	(76,272)	-	(76,272)
Increased share capital <sup>(1)</sup>	71,250	-	-	-	-	-	-	71,250	-	71,250
Appropriated of retained earnings	-	-	-	(1,018)	1,018	(1,018)	-	-	-	-
Dividend paid (Note 19)	-	-	-	(88,350)	-	(88,350)	-	(88,350)	-	(88,350)
Subsidiaries paid dividend to non-controlling interests	-	-	-	-	-	-	-	-	(2)	(2)
Balance as at 30 June 2020	213,750	278,906	(46,226)	483,625	17,399	483,625	90,567	1,038,021	5	1,038,026
Balance as at 1 January 2021	213,750	278,906	(46,226)	350,812	17,399	350,812	90,567	905,208	4	905,212
Loss for the period	-	-	-	(162,858)	-	(162,858)	-	(162,858)	(1)	(162,859)
Other comprehensive income	-	-	-	-	-	-	-	-	-	-
Total comprehensive income for the period	-	-	-	(162,858)	-	(162,858)	-	(162,858)	(1)	(162,859)
Balance as at 30 June 2021	213,750	278,906	(46,226)	187,954	17,399	187,954	90,567	742,350	3	742,353

<sup>(1)</sup> On 30 April 2020, the Annual General Meeting of the Company's shareholders passed a resolution to increase the Company's registered share capital by Baht 71.25 million, from the existing registered share capital of Baht 142.50 million to Baht 213.75 million, by issuing up to Baht 285 million new ordinary shares with a par value of Baht 0.25, to accommodate the stock dividend payment. The Company registered the increase in its registered capital with the Ministry of Commerce on 12 May 2020.

The accompanying notes are an integral part of the financial statements.

*Siam Wellness*  
 นางสาวกัญญา  
 จิตนันทน์  
 กรรมการผู้จัดการ



บริษัท สยามเวลเนสกรุ๊ป จำกัด (มหาชน)  
SIAM WELLNESS GROUP PUBLIC COMPANY LIMITED

(Unaudited but reviewed)

Siam Wellness Group Public Company Limited and its subsidiaries

Statement of changes in shareholders' equity (continued)

For the six-month period ended 30 June 2021

(Unit: Thousand Baht)

	Separate financial statements						
	Other components of shareholders' equity						
	Issued and fully paid-up share capital	Share premium	Retained earnings		Other comprehensive income		Total
Appropriated - statutory reserve			Unappropriated	Surplus on revaluation of assets	Surplus on revaluation of assets	other components of shareholders' equity	
<b>Balance as at 1 January 2020</b>	142,500	278,906	14,250	555,481	90,567	90,567	1,081,704
Loss for the period	-	-	-	(55,157)	-	-	(55,157)
Other comprehensive income	-	-	-	-	-	-	-
Total comprehensive income for the period	-	-	-	(55,157)	-	-	(55,157)
Increased share capital <sup>(1)</sup>	71,250	-	-	-	-	-	71,250
Dividend paid (Note 19)	-	-	-	(88,350)	-	-	(88,350)
<b>Balance as at 30 June 2020</b>	213,750	278,906	14,250	411,974	90,567	90,567	1,009,447
<b>Balance as at 1 January 2021</b>	213,750	278,906	14,250	287,303	90,567	90,567	884,776
Loss for the period	-	-	-	(150,632)	-	-	(150,632)
Other comprehensive income	-	-	-	-	-	-	-
Total comprehensive income for the period	-	-	-	(150,632)	-	-	(150,632)
<b>Balance as at 30 June 2021</b>	213,750	278,906	14,250	136,671	90,567	90,567	734,144

<sup>(1)</sup> On 30 April 2020, the Annual General Meeting of the Company's shareholders passed a resolution to increase the Company's registered share capital by Baht 71.25 million, from the existing registered share capital of Baht 142.50 million to Baht 213.75 million, by issuing up to Baht 285 million new ordinary shares with a par value of Baht 0.25, to accommodate the stock dividend payment. The Company registered the increase in its registered capital with the Ministry of Commerce on 12 May 2020.

The accompanying notes are an integral part of the financial statements.

*Siam Wellness*  
 วิมลจิต วิมลคุณวิเศษ



บริษัท สยามเวลเนสกรุ๊ป จำกัด (มหาชน)  
 SIAM WELLNESS GROUP PUBLIC COMPANY LIMITED

## Statement of cash flows

For the six-month period ended 30 June 2021

(Unit: Thousand Baht)

	Consolidated financial statements		Separate financial statements	
	2021	2020	2021	2020
<b>Cash flows from operating activities</b>				
Loss before tax	(168,292)	(77,689)	(155,723)	(58,860)
Adjustments to reconcile loss before tax to net cash provided by (paid from) operating activities:				
Depreciation and amortisation	163,895	122,904	156,480	115,758
Unrealised loss on change in fair value of share return receivable	606	-	606	-
Unrealised gain on change in fair value of trading securities	-	114	-	95
Bad debts and allowance for expected credit losses (reversal)	6,717	99	6,550	(10)
Reduction of inventories to net realisable value	4,384	355	2,574	238
Loss (gain) on disposal of property, plant and equipment	(7)	(19)	(7)	12
Gain on disposal of intangible assets	-	(1)	-	-
Loss on write-off of property, plant and equipment	-	744	-	744
Loss on impairment of property, plant and equipment and right-of-use assets	1,438	5,927	1,438	5,927
Gain from rental discount - lease liabilities	(61,305)	-	(59,780)	-
Gain from rental discount - interest expenses	(9,903)	-	(9,841)	-
Loss from rental discount given to the lessees	-	-	88	-
Long-term employee benefit expenses	(872)	776	(949)	680
Interest income	(1,064)	(1,210)	(1,054)	(2,414)
Dividend income	-	-	-	(23,698)
Interest expenses	22,410	14,176	22,092	13,849
<b>Profit (loss) from operating activities before changes</b>				
<b>In operating assets and liabilities</b>	(41,993)	66,176	(37,526)	52,321
Decrease (increase) in operating assets				
Current investments	-	(8,100)	-	(48,829)
Trade and other receivables	7,400	16,109	5,773	21,361
Inventories	2,612	(4,804)	4,985	(4,427)
Other current assets	3,444	(4,380)	2,301	(5,436)
Deposits	5,888	(6,863)	5,888	(6,863)
Other non-current assets	(3,078)	(704)	(2,992)	(658)
Increase (decrease) in operating liabilities				
Trade and other payables	(6,394)	(17,289)	(3,888)	(15,668)
Advance received	583	(1,744)	(508)	(709)
Other current liabilities	(1,215)	(7,872)	(710)	(7,585)
Other non-current liabilities	(671)	(868)	(646)	(923)
<b>Cash flows from (used in) operating activities</b>	(33,424)	29,661	(27,323)	(17,416)
Cash paid for interest expenses	(12,237)	(13,838)	(11,988)	(13,617)
Cash paid for income tax	(3,542)	(23,933)	(269)	(23,930)
<b>Net cash flows used in operating activities</b>	(49,203)	(8,110)	(39,580)	(54,963)

The accompanying notes are an integral part of the financial statements.

*[Handwritten signature]*  
*[Handwritten signature]*



บริษัท สยามเวลเนสกรุ๊ป จำกัด (มหาชน)  
 SIAM WELLNESS GROUP PUBLIC COMPANY LIMITED

(Unaudited but reviewed)

## Siam Wellness Group Public Company Limited and its subsidiaries

## Statement of cash flows (continued)

For the six-month period ended 30 June 2021

(Unit: Thousand Baht)

	Consolidated financial statements		Separate financial statements	
	2021	2020	2021	2020
<b>Cash flows from Investing activities</b>				
Decrease (increase) in restricted deposits at financial institution	5,159	(54)	-	-
Cash received from share return receivables	-	9,200	-	9,200
Cash paid for acquisition of property, plant and equipment	(10,187)	(49,107)	(9,993)	(47,115)
Cash paid for acquisition of intangible assets	(28)	(1,407)	(28)	(1,407)
Cash paid in advance for purchase of assets	(4,144)	(9,483)	(4,144)	(9,483)
Cash received from lease receivables	-	-	-	67
Proceed from disposal of property, plant and equipment	121	874	121	129
Proceeds from disposal of intangible assets	-	32	-	-
Cash received from dividend from subsidiaries	-	-	-	23,698
Cash received from interest income	58	210	47	1,414
<b>Net cash flows used in Investing activities</b>	<b>(9,021)</b>	<b>(49,735)</b>	<b>(13,997)</b>	<b>(23,497)</b>
<b>Cash flows from financing activities</b>				
Increase in bank overdrafts and short-term loans from financial institution	-	53,706	-	40,635
Repayment in liabilities under lease agreements	(21,251)	(47,457)	(21,363)	(45,933)
Cash received from long-term loans from financial institution	90,000	155,000	80,000	130,000
Cash paid for repayment of long-term loans from financial institution	(10,680)	(14,200)	(10,680)	(14,200)
Cash paid for dividend	-	(17,102)	-	(17,100)
<b>Net cash flows from financing activities</b>	<b>58,069</b>	<b>129,947</b>	<b>47,957</b>	<b>93,402</b>
<b>Net increase (decrease) in cash and cash equivalents</b>	<b>(155)</b>	<b>72,102</b>	<b>(5,620)</b>	<b>14,942</b>
Cash and cash equivalents at beginning of period	114,526	52,561	91,133	44,617
<b>Cash and cash equivalents at end of period</b>	<b>114,371</b>	<b>124,663</b>	<b>85,513</b>	<b>59,559</b>
<b>Supplemental cash flows information</b>				
<b>Non-cash transactions</b>				
Increase (decrease) in liabilities from acquisition of property, plant and equipment	(1,265)	10,945	(1,246)	10,345
Increase in provision for dismantling, removing and restoring of leasehold improvements	163	201	159	196
Stock dividend payment	-	71,250	-	71,250
Increase (decrease) in right-of-use assets from effect of changes from agreements	314	9,333	(101)	9,333
Increase (decrease) in lease liabilities from the effect of changes from lease agreements	326	9,333	(88)	9,333
Increase in lease liabilities from new agreements	531	-	531	-

The accompanying notes are an integral part of the financial statements.

*Signature*  
*Signature*



บริษัท สยามเวลเนสกรุ๊ป จำกัด (มหาชน)  
 SIAM WELLNESS GROUP PUBLIC COMPANY LIMITED

**Siam Wellness Group Public Company Limited and its subsidiaries**  
**Notes to interim consolidated financial statements**  
**For the three-month and six-month periods ended 30 June 2021**

**1. General information**


**1.1 General information of the Company**

Siam Wellness Group Public Company Limited ("the Company") was incorporated as limited company under the laws of Thailand on 28 November 2001. The Company operates in Thailand and principally engages in spa services business. Its registered head office is at No. 483, Soi Suthiporn, Pracha-Songkroh Road, Dindang, Dindang, Bangkok. As at 30 June 2021, the Company has a total of 65 branches in Bangkok and upcountry (31 December 2020: 65 branches) and 5 foreign branches according to the franchise agreement (31 December 2020: 5 foreign branch).

The Company registered in the Stock Exchange of Thailand on 31 October 2014 and its common shares had been approved to be listed in the MAI (MAI: Market of Alternative Investment).

**1.2 Coronavirus disease 2019 Pandemic and fundamental accounting assumptions**

The business operation of the Group has been affected from the effect of the COVID-19 pandemic in terms of temporary shutdown of spa and hotel business as required by a resolution of the cabinet and the Declaration of Provincial Governors on preventive measure to control the COVID-19 announced in March 2020. Although spa and hotel business operation resumed their operations in June 2020, a new wave of the COVID-19 pandemic has occurred since the end of 2020 up to the present, which has slowed down the economic recovery and adversely affected most businesses and industries. The Group had to temporarily shut down of the spa business once again during the beginning of January 2021 and the end of April 2021 in accordance with the order of the governor. This situation significantly affects the Group's business activities relating to spa and hotel business and this is significantly impacting the Group's financial position, operating results, and cash flows at present, including compliance with debt covenants, and is expected to do so in the future, also the assessment of the financial impact in respect of an uncertainty of the COVID-19 pandemic situation.



นางสาวกัญญา  
อ.

ผู้อำนวยการ





As a result of such situation, as at 30 June 2021 the Group had total current liabilities exceeded its total current assets by Baht 98.0 million (the Company only: Baht 131.7 million) and had operating losses for the three-month and six-month periods ended 30 June 2021 of Baht 86.9 Million and Baht 162.9 million, respectively (the Company only: Baht 80.9 Million and Baht 150.6 million, respectively). The Group had the measures to maintain its cash flow level for debt settlement and for its business operations by negotiation with the lessors to obtain the rental discount for each spa retail stores, and seeking source of funds for which in February 2021, the Group got the approval of such credit facilities from the Bank. In addition, the Group received waiver letters for not complying with such covenants from the banks as discussed in Note 13 to the interim consolidated financial statements. The Group believes that there will be the adequate cash flows for settlement of such loans and lease liabilities which to be due within one year and for using in its operations. Furthermore, the Group is in the process of implementing a business plan to improve its operations and turn a profit in the future. The Group believes that it will be able to continue its operation as a going concern.


The management believes that it is appropriate to prepare the Group's interim financial information for the three-month and six-month periods ended 30 June 2021 based on the assumption that the Group will continue its operations as a going concern.

### 1.3 Basis for the preparation of interim financial information

These interim financial statements are prepared in accordance with Thai Accounting Standard No. 34 (revised 2016) "Interim Financial Reporting", with the Company choosing to present condensed interim financial statements. However, the Company has presented the statements of financial position, comprehensive income, changes in shareholders' equity, and cash flows in the same format as that used for the annual financial statements.

The interim financial statements are intended to provide information additional to that included in the latest annual financial statements. Accordingly, they focus on new activities, events and circumstances so as not to duplicate information previously reported. These interim financial statements should therefore be read in conjunction with the latest annual financial statements.

The interim financial statements in Thai language are the official statutory financial statements of the Company. The interim financial statements in English language have been translated from the interim Thai language financial statements.

  
นางสาว อรุณรัตน์ อรุณรัตน์



#### 1.4 Basis of preparation of the interim consolidated financial statements

These interim consolidated financial statements include the financial statements of Siam Wellness Group Public Company Limited and its subsidiaries and have been prepared on the same basis as that applied for the consolidated financial statements for the year ended 31 December 2020, with there being no structural changes relating to the subsidiaries during the period.

#### 1.5 New financial reporting standards


##### a) Financial reporting standards that became effective in the current period

During the period, the Group has adopted the revised financial reporting standards and interpretations which are effective for fiscal years beginning on or after 1 January 2021. These financial reporting standards were aimed at alignment with the corresponding International Financial Reporting Standards with most of the changes directed towards clarifying accounting treatment and providing accounting guidance for users of the standards.

The adoption of these financial reporting standards does not have any significant impact on the Group's financial statements.

Furthermore, the Group elected to adopt the amendments to TFRS 16 Leases relating to COVID-19-related rent concessions. These amendments provide a practical expedient that permits a lessee to not assess whether rent concessions are lease modifications. The practical expedient applies only to rent concessions occurring as a direct consequence of the COVID-19 pandemic and only if all of the conditions are met, i.e., the change in lease payments results in a revised consideration for the lease that is substantially the same as, or less than, the consideration for the lease preceding the change; any reduction in lease payments affects only payments originally due on or before 30 June 2022; and there is no substantive change to other terms and conditions of the lease.

The Group applies the practical expedient all to rent concessions that meet the above conditions and the impact of this application, due to changes in lease payment resulting from rent concession, was recognised in profit or loss for the three-month and six-month periods ended 30 June 2021, amounting to Baht 35.9 million and Baht 71.2 million, respectively (the Company only: Baht 34.6 million and Baht 69.6 million, respectively). There was no impact on the opening balance of retained earnings.

  
บริษัท สยามเวลเนส จำกัด (มหาชน)



**b) Financial reporting standards that will become effective for fiscal years beginning on or after 1 January 2022**

The Federation of Accounting Professions issued a number of revised financial reporting standards, which are effective for fiscal years beginning on or after 1 January 2022. These financial reporting standards were aimed at alignment with the corresponding International Financial Reporting Standards with most of the changes directed towards clarifying accounting treatment and, for some standards, providing temporary reliefs or temporary exemptions for users.

The management of the Group believes that adoption of these amendments will not have any significant impact on the Group's financial statements.

**2. Significant accounting policies**

The interim financial statements are prepared using the same accounting policies and methods of computation as were used for the financial statements for the year ended 31 December 2020 except additional accounting policy as follow:

*Revenue from services and revenue from sales - Customer loyalty programmes*

The Group operates a loyalty programme which allows customers to accumulate points when they use the services or purchase products from the Group. The points can then be redeemed for discount of services or products purchase in the future. Certain sales consideration is allocated to the points issued, at their fair value. The fair value of the points issued is deferred and recognised as revenue when the points are redeemed and the Group fulfill their obligations.

**3. Related party transactions**

The relationships between the Company and its related parties are summarised below.

Name of related parties	Type of business	Type of relationship
Siam Wellness Lab Co., Ltd.	Manufacturer and sale of spa products	A subsidiary
Siam Wellness Education Co., Ltd.	A school for Thai massage	A subsidiary
Siam Wellness Resort Co., Ltd.	Hotel and restaurant operations	A subsidiary
Siam Wellness Group (Hong Kong) Co., Ltd.	Investment for overseas expansion of the spa business	A subsidiary
Siam Wellness Group (Cambodia) Co., Ltd.	Spa business and sale of spa products	A subsidiary
Tiger Eyes Trading (Thailand) Co., Ltd.	Import and sale of spa products	A subsidiary (held by a subsidiary)

*(Handwritten signatures and names in Thai script)*



(Unaudited but reviewed)

Name of related parties	Type of business	Type of relationship
Shanghai Jia Tai Health Management Co., Ltd.	Nutritional health and beauty consulting and management service	A subsidiary (held by a subsidiary)
Blooming Intergift Co., Ltd.	Property rental	Common shareholders
Blooming Co., Ltd.	Sale of gift, a blessed card and a notebook	Common shareholders
B.U. Enterprise Co., Ltd.	Property rental	Common shareholders
Cyberprint Group Co., Ltd.	Printing business	Common shareholders
Asian Fortune Property Co., Ltd.	Real estate development	Common shareholders
Klom Kliao Pattana Co., Ltd.	Property rental	Common directors
G.G.P. Property Co., Ltd.	Property rental	Common directors
Sawangasuk Co., Ltd.	Food and beverages products	Director of the Company is the close family member of director
Directors of the Company and its subsidiaries	-	Directors of the Company and its subsidiaries
A related person	-	Close family member of director

During the periods, the Group had significant business transactions with related parties, which have been concluded on commercial terms and bases agreed upon in the ordinary course of business between the Company and those related parties. Below is a summary of those transactions.

(Unit: Million Baht)

	For the three-month periods ended 30 June				Transfer pricing policy
	Consolidated financial statements		Separate financial statements		
	2021	2020	2021	2020	
<u>Transactions with subsidiaries</u>					
(Being eliminated from the consolidated financial statements)					
Revenue from sales and services	-	-	1.1	0.9	Contract price
Revenue from rental and utilities	-	-	1.1	0.1	Contract price
Other income	-	-	1.0	1.0	Contract price
Purchase of goods	-	-	-	3.3	Contract price
Service expenses	-	-	0.1	0.2	Contract price
Advertising expenses	-	-	0.1	0.1	Contract price
Interest expenses	-	-	0.1	-	1.52% and 2.25% per annum
<u>Transactions with related parties</u>					
Revenue from sales and services	0.1	1.9	0.1	0.2	Contract price
Other income	0.4	-	-	-	Contract price
Purchase of goods	-	1.2	0.1	0.4	Contract price
Service expenses	0.7	1.2	0.2	0.3	Contract price
Rental and utilities expenses	1.7	2.7	1.1	2.6	Contract price
Interest expenses	-	0.1	-	-	5% per annum

(Unaudited but reviewed)

(Unit: Million Baht)

	For the six-month periods ended 30 June				Transfer pricing policy
	Consolidated financial statements		Separate financial statements		
	2021	2020	2021	2020	
<b>Transactions with subsidiaries</b>					
(Being eliminated from the consolidated financial statements)					
Revenue from sales and services	-	-	1.6	1.0	Contract price
Revenue from rental and utilities	-	-	2.2	0.6	Contract price
Other income	-	-	2.0	2.0	Contract price
Dividend income	-	-	-	23.7	Declared rate
Purchase of goods	-	-	0.5	9.1	Contract price
Service expenses	-	-	0.6	2.8	Contract price
Commission expenses	-	-	-	0.1	Contract price
Advertising expenses	-	-	0.1	0.1	Contract price
Rental and utilities expenses	-	-	-	0.2	Contract price
Interest expenses	-	-	0.3	-	1.52% and 2.25% per annum
<b>Transactions with related parties</b>					
Revenue from sales and services	0.2	4.1	0.1	0.3	Contract price
Other income	0.9	-	-	-	Contract price
Purchase of goods	0.2	4.1	0.1	3.0	Contract price
Service expenses	1.7	2.4	0.6	0.9	Contract price
Rental and utilities expenses	3.5	10.1	2.2	8.9	Contract price
Interest expenses	-	0.1	-	-	5% per annum

The balances of the accounts as at 30 June 2021 and 31 December 2020 between the Company, subsidiaries and those related companies are as follows:

(Unit: Thousand Baht)

	Consolidated financial statements		Separate financial statements	
	30 June 2021	31 December 2020	30 June 2021	31 December 2020
	(Audited)		(Audited)	
<b>Trade receivables - subsidiaries (Note 4)</b>				
(Being eliminated from the consolidated financial statements)				
Siam Wellness Resort Co., Ltd.	-	-	315	389
Siam Wellness Lab Co., Ltd.	-	-	4,616	2,459
Siam Wellness Education Co., Ltd.	-	-	301	-
Tiger Eyes Trading (Thailand) Co., Ltd.	-	-	57	1,963
Total	-	-	5,289	4,811

*Handwritten signature in blue ink.*

*Handwritten signature in blue ink.*



บริษัท สยามเวลเนสกรุ๊ป จำกัด (มหาชน)  
SIAM WELLNESS GROUP PUBLIC COMPANY LIMITED

(Unaudited but reviewed)

(Unit: Thousand Baht)

	Consolidated		Separate	
	financial statements		financial statements	
	30 June	31 December	30 June	31 December
	2021	2020	2021	2020
		(Audited)		(Audited)
<b><u>Trade receivables - related parties (Note 4)</u></b>				
Blooming Co., Ltd.	2,385	2,397	-	-
Cyberprint Group Co., Ltd.	4	251	4	251
B.U. Enterprise Co., Ltd.	2	5	2	5
Sawangasuk Co., Ltd.	80	1,082	3	39
Director of subsidiaries	8	22	-	-
Total	<u>2,479</u>	<u>3,757</u>	<u>9</u>	<u>295</u>
<b><u>Other receivables - subsidiaries (Note 4)</u></b>				
(Being eliminated from the consolidated financial statements)				
Siam Wellness Resort Co., Ltd.	-	-	10	10
Siam Wellness Group (Hong Kong) Co., Ltd.	-	-	270	255
Siam Wellness Group (Cambodia) Co., Ltd	-	-	230	230
Total	<u>-</u>	<u>-</u>	<u>510</u>	<u>495</u>
<b><u>Other receivables - related parties (Note 4)</u></b>				
Klom Kliao Pattana Co., Ltd.	300	300	300	300
B.U. Enterprise Co., Ltd.	104	84	-	-
Related person	116	-	116	-
Total	<u>520</u>	<u>384</u>	<u>416</u>	<u>300</u>

*Imequis*

บริษัท สยามเวลเนสกรุ๊ป จำกัด (มหาชน)



(Unaudited but reviewed)

(Unit: Thousand Baht)

	Consolidated		Separate	
	financial statements		financial statements	
	30 June	31 December	30 June	31 December
	2021	2020	2021	2020
		(Audited)		(Audited)
<b><u>Lease receivables - subsidiaries</u></b>				
(Being eliminated from the consolidated financial statements)				
Siam Wellness Resort Co., Ltd.	-	-	23,115	23,100
Siam Wellness Lab Co., Ltd.	-	-	1,561	1,610
Siam Wellness Education Co., Ltd.	-	-	275	284
Tiger Eyes Trading (Thailand) Co., Ltd.	-	-	1,235	1,280
Total	-	-	26,186	26,274
Current	-	-	256	160
Non-current	-	-	25,930	26,114
	-	-	26,186	26,274
<b><u>Long-term loans from subsidiaries</u></b>				
(Being eliminated from the consolidated financial statements)				
Siam Wellness Resort Co., Ltd.	-	-	15,000	15,000
Siam Wellness Lab Co., Ltd.	-	-	10,000	10,000
Siam Wellness Education Co., Ltd.	-	-	5,000	5,000
Total	-	-	30,000	30,000

*Imre quidy*  
อรรถวิง อภิวัฒนกุล



(Unaudited but reviewed)

(Unit: Thousand Baht)

	Consolidated		Separate	
	financial statements		financial statements	
	30 June	31 December	30 June	31 December
	2021	2020	2021	2020
	(Audited)		(Audited)	
<b><u>Trade payables - subsidiaries (Note 12)</u></b>				
(Being eliminated from the consolidated financial statements)				
Siam Wellness Resort Co., Ltd.	-	-	1,354	886
Siam Wellness Lab Co., Ltd.	-	-	6,697	6,831
Siam Wellness Education Co., Ltd.	-	-	2,695	2,227
Tiger Eyes Trading (Thailand) Co., Ltd.	-	-	-	438
Total	-	-	10,746	10,382
<b><u>Trade payables - related parties (Note 12)</u></b>				
Blooming Co., Ltd.	6	277	6	82
Blooming Intergift Co., Ltd.	825	502	825	502
B.U. Enterprise Co., Ltd.	54	47	48	47
Cyberprint Group Co., Ltd.	68	182	32	147
Asian Fortune Property Co., Ltd.	22	21	22	20
G.G.P. Property Co., Ltd.	480	-	480	-
Klom Kliao Pattana Co., Ltd.	16	18	-	-
Total	1,471	1,047	1,413	798
<b><u>Payables for purchase of fixed assets - related party (Note 12)</u></b>				
Cyberprint Group Co., Ltd.	-	6	-	6
Total	-	6	-	6
<b><u>Other payables - a subsidiary (Note 12)</u></b>				
(Being eliminated from the consolidated financial statement)				
Siam Wellness Resort Co., Ltd.	-	-	195	195
Siam Wellness Lab Co., Ltd.	-	-	98	-
Siam Wellness Education Co., Ltd.	-	-	16	-
Tiger Eyes Trading (Thailand) Co., Ltd.	-	-	71	-
Total	-	-	380	195
<b><u>Other payables - related parties (Note 12)</u></b>				
Directors of the Company	226	397	226	372
Total	226	397	226	372

*Signature*

นางสาว อรุณรัตน์ ใจงามนกุล



บริษัท สยามเวลเนสกรุ๊ป จำกัด (มหาชน)  
SIAM WELLNESS GROUP PUBLIC COMPANY LIMITED



(Unaudited but reviewed)

(Unit: Thousand Baht)

	Consolidated		Separate	
	financial statements		financial statements	
	30 June	31 December	30 June	31 December
	2021	2020	2021	2020
		(Audited)		(Audited)
<b><u>Lease liabilities - a subsidiary</u></b>				
(Being eliminated from the consolidated financial statements)				
Siam Wellness Education Co., Ltd.	-	-	1,950	2,223
Total	-	-	1,950	2,223
<b><u>Lease liabilities - related parties</u></b>				
Blooming Intergift Co., Ltd.	2,981	3,269	2,981	3,269
B.U. Enterprise Co., Ltd.	15,577	18,675	4,975	6,591
Asian Fortune Property Co., Ltd.	45,138	50,994	45,138	50,994
Klom Kliao Pattana Co., Ltd.	66,759	67,247	65,621	66,320
G.G.P. Property Co., Ltd.	3,215	3,651	3,215	3,651
Related directors of the Company	10,012	10,964	10,012	10,964
Total	143,682	154,800	131,942	141,789

**Long-term loans from related parties**

As at 30 June 2021 and 31 December 2020, the balance of long-term loan from subsidiaries and those related parties and the movement is as follows:

(Unit: Thousand Baht)

Lender	Interest rate (% p.a.)	Separate financial statements			Balance as at 30 June 2021
		Balance as at 31 December 2020	During the period		
			Increase	Decrease	
Siam Wellness Resort Co., Ltd.	2.25	15,000	-	-	15,000
Siam Wellness Lab Co., Ltd.	1.52	10,000	-	-	10,000
Siam Wellness Education Co., Ltd.	2.25	5,000	-	-	5,000
Total		30,000	-	-	30,000

The outstanding balance as at 30 June 2021 and 31 December 2020 of long-term loans from subsidiaries are in the form of an unsecured loans due within 5 years from the date of signing the contracts (within September 2025).

*[Handwritten signature]*

*[Handwritten signature]*



(Unaudited but reviewed)

### Directors and management's benefits

During the three-month and six-month periods ended 30 June 2021 and 2020, employee benefit expenses payable to their directors and management of the Company and its subsidiaries are as follows:

(Unit: Million Baht)

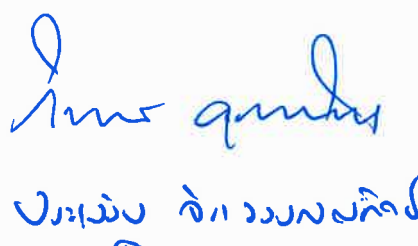
	For the three-month periods ended 30 June			
	Consolidated		Separate	
	financial statements		financial statements	
	2021	2020	2021	2020
Short-term employee benefits	2.8	1.3	2.8	1.3
Post-employment benefits	0.1	0.2	0.1	0.2
Total	2.9	1.5	2.9	1.5

(Unit: Million Baht)

	For the six-month periods ended 30 June			
	Consolidated		Separate	
	financial statements		financial statements	
	2021	2020	2021	2020
Short-term employee benefits	5.2	2.1	5.2	2.1
Post-employment benefits	(1.3)	0.4	(1.3)	0.4
Total	3.9	2.5	3.9	2.5

### Guarantee obligations with related parties

The Company has guarantee obligations to subsidiaries as disclosed in Note 13 to the interim consolidated financial statements.

  
นางสาว อรุณรัตน์ อรุณรัตน์



(Unaudited but reviewed)

## 4. Trade and other receivables

	Consolidated		(Unit: Thousand Baht)	
	financial statements		Separate financial statements	
	30 June 2021	31 December 2020	30 June 2021	31 December 2020
		(Audited)		(Audited)
<u>Trade receivables - related parties</u> (Note 3)				
Aged on the basis of due dates				
Not yet due	10	348	1,391	3,747
Past due				
Up to 3 months	84	1,021	1,509	1,320
3 - 6 months	-	-	1,049	2
6 - 12 months	-	2,388	1,313	37
Over 12 months	2,385	-	36	-
Total trade receivables - related parties, net	2,479	3,757	5,298	5,106
<u>Trade receivables - unrelated parties</u>				
Aged on the basis of due dates				
Not yet due	738	4,891	72	4,325
Past due				
Up to 3 months	903	5,276	770	4,869
3 - 6 months	2,004	705	1,948	486
6 - 12 months	1,777	1,693	1,468	1,678
Over 12 months	5,947	4,525	5,632	4,225
Total	11,369	17,090	9,890	15,583
Less: Allowance for expected credit losses	(7,800)	(1,154)	(7,323)	(844)
Total trade receivables - unrelated parties, net	3,569	15,936	2,567	14,739
Total trade receivable - net	6,048	19,693	7,865	19,845
<u>Other receivables</u>				
Other receivables - related parties (Note 3)	520	384	926	795
Other receivables - unrelated parties	1,398	1,934	1,067	1,470
Less: Allowance for expected credit losses	(307)	(236)	(307)	(236)
Total other receivables, net	1,611	2,082	1,686	2,029
Total trade and other receivables - net	7,659	21,775	9,551	21,874

นางสาวกัญญา  
วิเศษกุล  
ผู้อำนวยการ



Set out below is the movement in the allowance for expected credit losses of trade and other receivables.

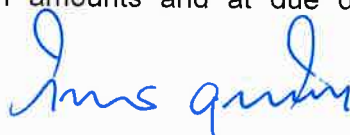
	(Unit: Thousand Baht)	
	Consolidated financial statement	Separate financial statement
As at 1 January 2021	1,390	1,080
Provision for expected credit losses	6,781	6,614
Reversal during the period	(64)	(64)
As at 30 June 2021	<u>8,107</u>	<u>7,630</u>

#### 5. Share return receivables / Discontinued operation

On 17 December 2018, the meeting of the Company's Board of Directors No. 7/2018 passed the resolutions approving the acquisition of 349,600 ordinary shares of Chaba Elegance Co., Ltd. which principally engaged in nails polish, hand and foot spa, and eyelash extension business, or 76% of total share capital, in order to beneficially expand the Company's current business. This investment acquisition was approximately amounting to Baht 125 million. The Company made partial payment for the shares totaling Baht 93.75 million on 3 January 2019, 5 February 2019, and 2 May 2019. The Company had the remaining amount of the shares totaling Baht 31.25 million. The Company received shares of Chaba Elegance Co., Ltd. from the former shareholders on 1 January 2019.

Later, on 4 October 2019, the meeting of the Company's Board of Directors No. 7/2019 passed a resolution approving the cancellation of investment in Chaba Elegance Co., Ltd. since such business needs a high expertise and competency level, resulting in the slowing down of the business expansion which does not follow the Company's objective. The Company entered into the separation agreement for the investment in Chaba Elegance Co., Ltd. with the former shareholders on 6 October 2019.

Under the separation agreement, the former shareholders agreed to cancel the remaining amount of shares totaling Baht 31.25 million that the Company has not yet paid according to the share purchase agreement and the former shareholders agreed to return the Company amount of Baht 93.75 million that the former shareholders received to the Company in 8 installments i.e., within 2019 totaling Baht 43.75 million, within 2020 totaling Baht 35 million, and within 2021 totaling 15 million. The former shareholders agreed to pay the Company with 8 advance dated checks with amounts and at due dates specified in the separation agreement.

  
 บัญฉกร ใจงามนที



(Unaudited but reviewed)

As at 30 June 2021, the Company cannot draw the money from the cheque which was due on 30 June 2020, 30 September 2020, 31 December 2020, 31 March 2021 and 30 June 2021 totaling Baht 45 million. The management of the Company has followed up and filed a lawsuit against the former shareholders for these four cheques that cannot be drawn on August 2020, October 2020, January 2021, May 2021 and July 2021 respectively. The former shareholders informed that they are in the process of arranging their assets and following procedures in order to pay for such amounts due to the Company. The management of the Company considers that the former shareholders have an ability to pay for such share returns to the Company in full amount. The Company expected to be received within one year amounting to Baht 9.3 million.


The movement of share return receivables from the former shareholders for the six-month periods ended 30 June 2021 are as detailed below.

	(Unit: Thousand Baht)
	Consolidated and Separate financial statements
Net book value as at 1 January 2021	42,049
Decrease from allowance for expected credit loss during the period	(606)
Share return receivables as at 30 June 2021	41,443
Less: Current portion	(9,332)
Share return receivables - net of current portion	32,111

## 6. Inventories

Movements in the allowance for diminution in value of inventories account during the six-month period ended 30 June 2021, are summarised below.

	(Unit: Thousand Baht)	
	Consolidated financial statements	Separate financial statements
Balance as at 1 January 2021	5,381	4,069
Add: Allowance for diminution in value of inventories made during the period	4,795	2,970
Less: Reversal of allowance for diminution in value of inventories made during the period	(411)	(396)
Balance as 30 June 2021	9,765	6,543

  
บริษัท สยามเวลเนสกรุ๊ป จำกัด (มหาชน)  
Siam Wellness Group Public Company Limited



บริษัท สยามเวลเนสกรุ๊ป จำกัด (มหาชน)  
SIAM WELLNESS GROUP PUBLIC COMPANY LIMITED

## 7. Restricted deposits at financial institution

These represent the fixed deposit of a subsidiary pledged with a financial institution to secure bank overdrafts from financial institution of another subsidiary. On 20 May 2021, the subsidiary cancelled such collateral with a financial institution.

## 8. Investments in subsidiaries

Details of investments in subsidiaries as presented in the separate financial statements as at 30 June 2021 and 31 December 2020 are as follows:

Company's name	Country of incorporation	Called-up share capital		Shareholding percentage		Cost		Dividend received for the six-month periods ended	
		30 June 2021	31 December 2020	30 June 2021	31 December 2020	30 June 2021	31 December 2020	30 June 2021	30 June 2020
		(Audited)		(% )		(Audited)			
Siam Wellness Lab Co., Ltd.	Thailand	1,000	1,000	99.99	99.99	2,000	2,000	-	8,099
Siam Wellness Education Co., Ltd.	Thailand	1,000	1,000	99.97	99.97	1,000	1,000	-	6,000
Siam Wellness Resort Co., Ltd.	Thailand	60,000	60,000	99.99	99.99	98,705	98,705	-	9,599
Siam Wellness Group (Hong Kong) Co., Ltd.	Hong Kong	1 (Hong Kong Dollar)	1 (Hong Kong Dollar)	100.00	100.00	-	-	-	-
Siam Wellness Group (Cambodia) Co., Ltd.	Cambodia	-	-	100.00	100.00	-	-	-	-
<b>Total</b>						<b>101,705</b>	<b>101,705</b>	<b>-</b>	<b>23,698</b>

## 9. Property, plant and equipment

A reconciliation of net book value of property, plant and equipment for the six-month periods ended 30 June 2021 is presented below.

	(Unit: Thousand Baht)	
	Consolidated financial statements	Separate financial statements
Net book value as at 1 January 2021	1,074,588	995,606
Acquisition during the period	8,922	8,747
Disposals during the period (net book value as at disposals/write-off date)	(114)	(114)
Depreciation for the period	(65,618)	(60,451)
Allowance for impairment made during the period	(1,438)	(1,438)
<b>Net book value as at 30 June 2021</b>	<b>1,016,340</b>	<b>942,350</b>

*[Handwritten signature]*

*[Handwritten signature]*

*[Handwritten signature]*



On 31 December 2019, the Company entered into the sales and purchase agreement of condominium unit with a non-related person with the amount of Baht 36.5 million. During the year ended 31 December 2020, the Company received the deposit totaling Baht 2 million. According to the agreement, the buyer shall pay for the remaining amount of Baht 34.5 million within 31 December 2020. However, on 16 January 2021 and 20 June 2021, the Company entered into the memorandum of the agreement with the buyer to postpone the settlement for the remaining amount to be within 1 July 2021 and 5 January 2022, respectively, due to the COVID-19 pandemic situation. As at 30 June 2021 and 31 December 2020, the Company classified such condominium unit with its net book value of Baht 32.3 million as "Non-current assets classified as held for sale" under current assets in the statement of financial position.

As at 30 June 2021, the Company has pledged its land and structures thereon and non-current assets classified as held for sale with net book value of Baht 350.6 million (31 December 2020: the Company has pledged its land and structures thereon with net book value of Baht 264.0 million) as collateral against its bank overdrafts facilities and long-term loans facilities as disclosed in Note 13 to the interim consolidated financial statements.

#### 10. Right-of-use assets

Movements of right-of-use assets account during the six-month period ended 30 June 2021 are summarised below.

	(Unit: Thousand Baht)	
	Consolidated financial statements	Separate financial statements
Net book value as at 1 January 2021	1,169,555	1,134,194
Additions	531	531
Amortisation for the period	(96,413)	(94,179)
Effect of modification of lease agreements	314	(101)
Net book value as at 30 June 2021	<u>1,073,987</u>	<u>1,040,445</u>

*Signature*  
 อนุทิน อธิวณิชกุล





(Unaudited but reviewed)

## 11. Deposits


(Unit: Thousand Baht)

	Consolidated financial statements	Separate financial statements
Net book value as at 1 January 2021	78,549	78,005
Decrease during the period	(5,888)	(5,888)
Interest income	1,007	1,007
Reverse present value due to change contract period	77	77
Adjustment to the present value during the period	(6)	(6)
Net book value as at 30 June 2021	<u>73,739</u>	<u>73,195</u>

## 12. Trade and other payables

(Unit: Thousand Baht)

	Consolidated financial statements		Separate financial statements	
	30 June 2021	31 December 2020	30 June 2021	31 December 2020
		(Audited)		(Audited)
Trade accounts payable - unrelated parties	18,215	21,625	17,158	19,300
Trade accounts payable - related parties (Note 3)	1,471	1,047	12,159	11,180
Payables for purchase of fixed assets - unrelated parties	367	188	367	188
Payables for purchase of fixed assets - related parties (Note 3)	-	6	-	6
Payables for construction and retention	6,619	8,044	6,384	7,791
Other payables - unrelated parties	1,888	2,013	1,723	1,878
Other payables - related parties (Note 3)	226	397	606	567
Accrued payroll and bonus expenses	660	3,432	645	3,348
Other accrued expenses - unrelated parties	7,557	7,910	6,986	6,904
Total trade and other payables	<u>37,003</u>	<u>44,662</u>	<u>46,028</u>	<u>51,162</u>

  
นายวิมล วัฒนศิริ  
a



13. Long-term loans

Loan no.	Facility amount (Million Baht)	Loan agreement date	Interest rate (% per annum)	Repayment	Consolidated financial statements		Separate financial statements	
					30 June 2021	31 December 2020	30 June 2021	31 December 2020

(Unit: Thousand Baht)

1	240	27 April 2016	1st-2nd year: MLR - 3 and 3rd year onwards: MLR - 2.2	Pay the interest every month since the first drawdown and repayment of principle and interests within 60 periods after January 2017. The last repayment of principle and interests will be in December 2021.	56,900	(Audited) 56,900	56,900	(Audited) 56,900
---	-----	---------------	---	---	--------	---------------------	--------	---------------------

27 March 2020

Revised its principle repayment condition since  
March 2020 onwards, with the first repayment will  
be proceeded in March 2021. The last repayment  
of principle and interests will be in March 2022.

24 February 2021

Revised its principle repayment condition since  
March 2021 onwards, with the first repayment will  
be proceeded in March 2022. The last repayment  
of principle and interests will be in March 2023.



วิมลรัตน์ วัฒนศิริ  
วิมลรัตน์ วัฒนศิริ



(Unaudited but reviewed)

Loan no.	Facility amount (Million Baht)	Loan agreement date	Interest rate (% per annum)	Repayment	(Unit: Thousand Baht)			
					Consolidated financial statements		Separate financial statements	
					30 June 2021	31 December 2020	30 June 2021	31 December 2020

2	80	31 August 2017	1st-2nd year: MLR - 3 and 3rd year onwards: MLR - 2.2	Repayment of principle and interests within 65 periods since the first drawdown, which the first principle repayment is since the last business day of 6th month. The last repayment of principle and interests will be in January 2023.	47,600	(Audited) 47,600	47,600	(Audited) 47,600
---	----	----------------	---	--	--------	---------------------	--------	---------------------

27 March 2020

Revised its principle repayment condition since  
March 2020 onwards, with the first repayment will  
be proceeded in March 2021. The last repayment  
of principle and interests will be in February 2024.

24 February 2021

Revised its principle repayment condition since  
March 2021 onwards, with the first repayment will  
be proceeded in March 2022. The last repayment  
of principle and interests will be in February 2025.

3

160

22 May 2019

1st-2nd year: MLR - 3.75  
and 3rd year onwards:  
MLR - 3

Pay the interest every month since the first drawdown  
and repayment of principle and interests within  
60 periods after each drawdown. The last  
repayment of principle and interests will be in  
March 2025.

140,987

151,667

140,987

151,667

*Amus quany*



*วิมล*

วิมล สุขุมวิท จำกัด (มหาชน)  
SIAM WELLNESS GROUP PUBLIC COMPANY LIMITED



(Unaudited but reviewed)

Loan no.	Facility amount (Million Baht)	Loan agreement date	Interest rate (% per annum)	Repayment	Consolidated financial statements		Separate financial statements	
					30 June 2021	31 December 2020	30 June 2021	31 December 2020

26 October 2020

Revised its principle repayment condition since April 2020 onwards, with the first repayment will be proceeded in January 2021. The last repayment of principle and interests will be in November 2025.

19 May 2021

Revised its principle repayment condition since May 2020 onwards, with the first repayment will be proceeded in May 2022. The last repayment of principle and interests will be in December 2025.

4

9 April 2020

1st-2nd year: 2 and 3rd  
year onwards: MLR

Pay the interest every month since the first drawdown and repayment of principle and interests within 36 periods since April 2022. The last repayment of principle and interests will be in March 2026.

20,000

20,000

20,000

20,000

5

9 April 2020

1st-2nd year: 2 and 3rd  
year onwards: MLR

Pay the interest every month since the first drawdown and repayment of principle and interests within 36 periods since April 2022. The last repayment of principle and interests will be in March 2025.

10,000

10,000

-

-

*Amir Quraysh*

*Amir Quraysh*



(Unaudited but reviewed)

Loan no.	Facility amount (Million Baht)	Loan agreement date	Interest rate (% per annum)	Repayment	(Unit: Thousand Baht)					
					Consolidated financial statements			Separate financial statements		
					30 June 2021	31 December 2020	30 June 2021	31 December 2020		
6	5	11 April 2020	1st-2nd year: 2 and 3rd year onwards: MLR	Pay the interest every month since the first drawdown and repayment of principle and interests within 36 periods since April 2022. The last repayment of principle and interests will be in March 2025.	5,000	5,000	5,000	5,000	(Audited)	-
7	10	11 April 2020	1st-2nd year: 2 and 3rd year onwards: MLR	Pay the interest every month since the first drawdown and repayment of principle and interests within 36 periods since April 2022. The last repayment of principle and interests will be in March 2025.	10,000	10,000	10,000	10,000	(Audited)	-
8	23	18 November 2020	1st-2nd year: 2 and 3rd year onwards: MLR-2	Pay the interest every month since the first drawdown and repayment of principle and interests monthly basis within 48 periods since December 2021. The last repayment of principle and interests will be in November 2025.	23,000	23,000	23,000	23,000		23,000
9	89	20 November 2020	MLR -2	Pay the interest every month since the first drawdown and repayment of principle and interests within 48 periods since December 2021. The last repayment of principle and interests will be in November 2025, if fully drawdown.	67,000	67,000	67,000	67,000		67,000



*Amis quindy*  
*วิมลวิมล วิมลวิมล*

(Unaudited but reviewed)

Loan no.	Facility amount (Million Baht)	Loan agreement date	Interest rate (% per annum)	Repayment	(Unit: Thousand Baht)				
					Consolidated financial statements		Separate financial statements		
					30 June 2021	31 December 2020	30 June 2021	31 December 2020	
10	80	24 February 2021	1st-2nd year: 2 and 3rd year onwards: MLR-2	Pay the interest every month since the first drawdown and repayment of principle and interests within 60 periods after March 2023. The last repayment of principle and interests will be in February 2028.	80,000	(Audited)	-	80,000	-
11	10	24 February 2021	1st-2nd year: 2 and 3rd year onwards: MLR-2	Pay the interest every month since the first drawdown and repayment of principle and interests within 60 periods after March 2023. The last repayment of principle and interests will be in February 2028.	10,000	-	-	-	-
Total					470,487	391,167	435,487	366,167	
Less: Current portion					(48,838)	(103,354)	(46,753)	(93,354)	
Long-term loans, net of current portion					421,649	287,813	388,734	272,813	

*Insiquity*

บริษัท สยามเวลเนส จำกัด (มหาชน)  
SIAM WELLNESS GROUP PUBLIC COMPANY LIMITED



(Unaudited but reviewed)

The loan agreement contains several covenants which, among other things, require the Company and subsidiaries to maintain debt-to-equity ratio (the Company only) and debt service coverage ratio at the rate prescribed in the agreements.

As at 30 June 2021, the Company unable to maintain some financial ratio covenants under the loan agreements (unrelated to principle and interest payment) for loan facilities No. 1 No. 2 and No. 8 to No. 10 which in June 2021, the company has received waiver letter for not complying with such covenants from the bank. As a result, the outstanding balances as at 30 June 2021 of loan facility No. 1 to No. 2 and No. 8 to No. 10 are still classified as current liabilities according to the conditions specified in loan agreement.


The loan facility No. 1 to No. 3 and No. 8 to No. 9 are secured by the mortgage of land and structures thereon, the loan facility No. 10 and No. 11 are secured by the mortgage of land and structures thereon and non-current assets classified as held for sales of the Company, as disclosed in the Note 9 to the interim consolidated financial statements. The loan facility No. 4 has no collateral, and the loan facility No. 5 to No. 7 which are long-term loans of its subsidiaries are guaranteed by the Company.

As at 30 June 2021, long-term credit facilities of a Company which have not yet been drawn down amounted to Baht 31 million (31 December 2020: Baht 31 million).

Movements in the long-term loans from financial institution during the six-month periods ended 30 June 2021 is summarised below:

(Unit: Thousand Baht)

	Consolidated financial statement	Separate financial statement
Balance as at 1 January 2021	391,167	366,167
Add: Increase during the period	90,000	80,000
Less: Repayment	(10,680)	(10,680)
Balance as at 30 June 2021	470,487	435,487

  
นางสาววิมล อภิวัฒนกุล



**14. Leases**

**14.1** Movements of liabilities under finance lease agreements account during the six-month periods ended 30 June 2021 are summarised below.

(Unit: Thousand Baht)

	Consolidated financial statements	Separate financial statements
Net book value as at 1 January 2021	1,197,851	1,187,063
Increase during the period	531	531
Decrease from repayment during the period	(21,251)	(21,363)
Decrease from rental discount received during the period	(61,305)	(59,780)
Effect of changes from modification of lease agreements	326	(88)
Net book value as at 30 June 2021	1,116,152	1,106,363
Less: Current portion	(178,272)	(175,124)
Liabilities under finance lease agreements - net of current portion	937,880	931,239

(Unit: Thousand Baht)

	Consolidated financial statements		Separate financial statements	
	30 June 2021	31 December 2020 (Audited)	30 June 2021	31 December 2020 (Audited)
Lease payments	1,240,212	1,338,526	1,230,042	1,327,241
Less: Deferred interest expenses	(124,060)	(140,675)	(123,679)	(140,178)
Total	1,116,152	1,197,851	1,106,063	1,187,063
Less: Current portion	(178,272)	(169,179)	(175,124)	(166,176)
Lease liabilities - net of current portion	937,880	1,028,672	931,239	1,020,887

**14.2 Group as a lessor**

The Company entered into lease agreements of land and office spaces with related parties and also entered into sub-lease agreements for partial leased assets with its subsidiaries. For the three-month and six-month periods ended 30 June 2021, the Company did not have income from such sub-lease agreements with its subsidiaries due to waiving of rental fee to its subsidiaries (2020: Baht 0.4 million and Baht 1.2 million, respectively). In case the Company and its subsidiaries made sub-leasing continuously throughout the lease period of which the Company made lease agreements with related parties (the lease period was between 12 years to 30 years), the future minimum received under such sub-leasing as at 30 June 2021 were as follows (depends on rental discount consideration (if any) according to the COVID-19 pandemic situation):

	(Unit: Million Baht)
Within 1 year	3
Over 1 and up to 5 years	13
Over 5 years	50
Total	<u>66</u>

**15. Finance cost**

	(Unit: Thousand Baht)			
	For the three-month periods ended 30 June			
	Consolidated		Separate	
	financial statements		financial statements	
	2021	2020	2021	2020
Interest expenses on borrowings	3,391	2,381	3,200	2,201
Interest expenses on lease liabilities	7,975	3,215	7,911	3,215
Total	<u>11,366</u>	<u>5,596</u>	<u>11,111</u>	<u>5,416</u>

	(Unit: Thousand Baht)			
	For the six-month periods ended 30 June			
	Consolidated		Separate	
	financial statements		financial statements	
	2021	2020	2021	2020
Interest expenses on borrowings	6,257	4,034	6,073	3,793
Interest expenses on lease liabilities	16,153	10,142	16,019	10,056
Total	<u>22,410</u>	<u>14,176</u>	<u>22,092</u>	<u>13,849</u>

*Signature*  
*Signature*



**16. Income tax**

Interim corporate income tax was calculated on profit before income tax for the period, using the estimated effective tax rate for the year.

Income tax expenses for the six-month periods ended 30 June 2021 and 2020 are made up as follows:

(Unit: Thousand Baht)


	For the three-month periods ended 30 June			
	Consolidated		Separate	
	financial statements	financial statements	financial statements	financial statements
	2021	2020	2021	2020
<b>Current income tax:</b>				
Interim corporate income tax charge	38	1,595	-	-
<b>Deferred tax:</b>				
Relating to origination and reversal of temporary differences	(3,087)	(2,655)	(2,881)	(2,631)
<b>Tax income reported in profit or loss</b>	<b>(3,049)</b>	<b>(1,060)</b>	<b>(2,881)</b>	<b>(2,631)</b>

(Unit: Thousand Baht)

	For the six-month periods ended 30 June			
	Consolidated		Separate	
	financial statements	financial statements	financial statements	financial statements
	2021	2020	2021	2020
<b>Current income tax:</b>				
Interim corporate income tax charge	42	2,363	-	-
<b>Deferred tax:</b>				
Relating to origination and reversal of temporary differences	(5,475)	(3,780)	(5,091)	(3,703)
<b>Tax income reported in profit or loss</b>	<b>(5,433)</b>	<b>(1,417)</b>	<b>(5,091)</b>	<b>(3,703)</b>

**17. Earnings per share**

Basic loss per share is calculated by dividing loss for the period attributable to equity holders of the Company (excluding other comprehensive income) by the weighted average number of ordinary shares in issue during the period.

  
 บริษัท สยามเวลเนสกรุ๊ป จำกัด (มหาชน)  
 2



The following table sets forth the computation of basic loss per share:

	For the three-month periods ended 30 June			
	Consolidated		Separate	
	financial statements		financial statements	
	2021	2020	2021	2020
Loss for the period (Thousand Baht)	(86,855)	(80,622)	(80,894)	(81,208)
Weighted average number of ordinary shares (Thousand shares)	855,000	855,000	855,000	855,000
Loss per share (Baht/share)	(0.102)	(0.094)	(0.095)	(0.095)

	For the six-month periods ended 30 June			
	Consolidated		Separate	
	financial statements		financial statements	
	2021	2020	2021	2020
Loss for the period (Thousand Baht)	(162,858)	(76,272)	(150,632)	(55,157)
Weighted average number of ordinary shares (Thousand shares)	855,000	855,000	855,000	855,000
Loss per share (Baht/share)	(0.190)	(0.089)	(0.176)	(0.065)

## 18. Segment information

The Company and its subsidiaries are organised into business units based on its products and services. During the current period, the Company and its subsidiaries have not changed the organisation of their reported segments.

*Signature*  
 นายณัฐพงศ์ จิตวิวัฒน์




(Unaudited but reviewed)

The following table presents revenue and profit (loss) information regarding the Company and its subsidiaries' operating segments for the three-month and six-month periods ended 30 June 2021 and 2020.

(Unit: Million Baht)

	For the three-month periods ended 30 June									
	Spa services		Sales of spa products and healthy products		Hotel and restaurant		Elimination		Total	
	2021	2020	2021	2020	2021	2020	2021	2020	2021	2020
Revenues from external customers	15	14	6	17	1	-	-	-	22	31
Internal - segment revenues	-	1	2	4	-	-	(2)	(5)	-	-
Total revenues	15	15	8	21	1	-	(2)	(5)	22	31
Segment profit (loss)	(53)	(59)	3	10	(3)	(2)	-	-	(53)	(51)
Revenues and expenses which have not been allocated:										
Interest income									1	1
Other income									1	-
Selling and distribution expenses									(6)	(5)
Administrative expenses									(22)	(22)
Finance cost									(11)	(5)
Loss before tax income									(90)	(82)
Tax income									3	1
Loss for the period									(87)	(81)
Other significant non-cash items:										
Depreciation and amortisation	(79)	(52)	-	-	(2)	(2)	-	-	(81)	(54)
Allowance for impairment of property, plant and equipment and right-of-use assets	-	(6)	-	-	-	-	-	-	-	(6)
Allowance for expected credit losses	(7)	-	-	-	-	-	-	-	(7)	-

  
นายสมชาย วัฒนกุล  
อ.

(Unaudited but reviewed)

(Unit: Million Baht)

For the six-month periods ended 30 June


	Spa services		Sales of spa products and healthy products		Hotel and restaurant		Elimination		Total	
	2021	2020	2021	2020	2021	2020	2021	2020	2021	2020
	Revenues from external customers	61	227	13	34	3	8	-	-	77
Internal - segment revenues	-	3	3	10	-	-	(3)	(13)	-	-
Total revenues	61	230	16	44	3	8	(3)	(13)	77	269
Segment profit (loss)	(97)	(32)	7	21	(6)	(2)	-	-	(96)	(13)
Revenues and expenses which have not been allocated:										
Interest income									1	1
Other income									2	5
Selling and distribution expenses									(12)	(17)
Administrative expenses									(41)	(40)
Finance cost									(22)	(14)
Loss before tax income									(168)	(78)
Tax income									5	2
Loss for the period									(163)	(76)
Other significant non-cash items:										
Write-off property, plant and equipment	-	(1)	-	-	-	-	-	-	-	(1)
Depreciation and amortisation	(159)	(119)	-	-	(4)	(4)	-	-	(163)	(123)
Allowance for impairment of property, plant and equipment and right-of-use assets	(1)	(6)	-	-	-	-	-	-	(1)	(6)
Allowance for expected credit losses	(7)	-	-	-	-	-	-	-	(7)	-

### Geographic information

The Group operates mainly in Thailand. As a result, all the revenues and assets as reflected in these financial statements pertain exclusively to this geographical reportable segment.

### Major Customer

During the three-month and six-month periods ended 30 June 2021 and 2020, the Company and its subsidiaries have no major customer with revenue of 10 percent or more of an entity's revenues.

  
นางสาว อรุณรัตน์  
ผู้อำนวยการบริหาร



29

## 19. Dividends

Dividends	Approved by	Cash dividends (Million Baht)	Cash	Share	Share	Total amount
			dividend per share (Baht per share)	dividends (Million share)	dividends pay out rate (Existing share per share dividend)	share dividends (Million Baht)
Final dividends for 2019	Annual General Meeting of the Company's shareholders on 30 April 2020	17.10	0.03	285	2:1	71.25
Total dividend for 2020		17.10	0.03	285	2:1	71.25

## 20. Commitments and contingent liabilities

### 20.1 Capital commitments

As at 30 June 2021 and 31 December 2020, the Company has the outstanding commitments for construction, which the contracts have already been signed. These are summarised as follows:

(Unit: Million Baht)

	Consolidated and Separate financial statements	
	30 June 2021	31 December 2020
Construction costs	3	4

### 20.2 Operating lease commitments

As at 30 June 2021 and 31 December 2020, the Group has future minimum payments under service agreement, short-term lease agreements and low-value assets lease agreement as follows:

*(Signature)*  
 ๒๐๒๑ ๓๐ มิถุนายน ๒๐๒๑  
 ๐



(Unaudited but reviewed)

(Unit: Million Baht)

	Consolidated and Separate financial statements	
	30 June 2021	31 December 2020
Payable:		(Audited)
In up to 1 year	26	27
In over 1 and up to 5 years	52	47
In over 5 years	20	22

In addition, the Company had made operating agreements with certain lessors that the rental and service fees are to be calculated taking into account the proportion of service income that the Company received from the customers relating to its spa services. During the three-month and six-month periods ended 30 June 2021, the Company recognised rental and service expenses amounting to Baht 1.0 million and 2.0 million, respectively. (2020: Baht 0.3 million and Baht 6.3 million, respectively).

### 20.3 Letters of guarantees


As at 30 June 2021, there were outstanding bank guarantees of Baht 1 million (31 December 2020: Baht 2 million) (The Company only: Baht 1 million (31 December 2020: Baht 2 million)) issued by the banks on behalf of the Group as required in the normal course of business.

### 21. Fair value

The Group uses the market approach to measure their assets and liabilities that are required to be measured at fair value by relevant financial reporting standards, except that the cost approach or income approach is used when there is no active market or when a quoted market price is not available.

#### Fair value hierarchy

In applying the above-mentioned valuation techniques, the Group endeavors to use relevant observable inputs as much as possible. TFRS 13 *Fair Value Measurement* establishes a fair value hierarchy categorising such inputs into three levels as follows:

  
บริษัท สยามเวลเนสกรุ๊ป จำกัด (มหาชน)  
Siam Wellness Group Public Company Limited



บริษัท สยามเวลเนสกรุ๊ป จำกัด (มหาชน)  
SIAM WELLNESS GROUP PUBLIC COMPANY LIMITED

(Unaudited but reviewed)

Level 1 - Use of quoted market prices in an observable active market for such assets or liabilities

Level 2 - Use of other observable inputs for such assets or liabilities, whether directly or indirectly

Level 3 - Use of unobservable inputs such as estimates of future cash flows

As of 30 June 2021 and 31 December 2020, the Company had the following assets that were measured at fair value using different levels of inputs as follows:

(Unit: Million Baht)

30 June 2021

	Consolidated financial statements			
	Level 1	Level 2	Level 3	Total
<b>Assets measured at fair value</b>				
Lands	-	279	-	279
<b>Liabilities disclosed fair value</b>				
Loans from financial institution - fixed interest rates	-	149	-	149

(Unit: Million Baht)


30 June 2021

	Separate financial statements			
	Level 1	Level 2	Level 3	Total
<b>Assets measured at fair value</b>				
Lands	-	279	-	279
<b>Liabilities disclosed fair value</b>				
Loans from financial institution - fixed interest rates	-	116	-	116

(Unit: Million Baht)

31 December 2020

	Consolidated financial statements			
	(Audited)			
	Level 1	Level 2	Level 3	Total
<b>Assets measured at fair value</b>				
Lands	-	279	-	279
<b>Liabilities disclosed fair value</b>				
Loans from financial institution - fixed interest rates	-	64	-	64

  
อรรถวิทย์ อธิวัฒนกุล  
อ



(Unaudited but reviewed)

(Unit: Million Baht)

31 December 2020

Separate financial statements

(Audited)

	Level 1	Level 2	Level 3	Total
<b>Assets measured at fair value</b>				
Lands	-	279	-	279
<b>Liabilities disclosed fair value</b>				
Loans from financial institution				
- fixed interest rates	-	40	-	40


Valuation techniques and inputs to Level 2 valuation

The fair value of lands was revalued using the comparable market approach appraised by an independent professional valuer.

During the current period, there were no transfers within the fair value hierarchy.

The methods and assumptions used by the Group in estimating the fair value of financial instruments are as follows:

- For financial assets and liabilities which have short-term maturity, including cash and deposit at financial institutions, trade and other receivables, and trade and other payables, their carrying amounts in the statements of financial position approximate their fair values.
- For current investments, their fair values are generally derived from quoted market prices.
- The fair value of share return receivables are estimated by discounting expected future cash flows by the current market interest rate adjusted with appropriate risk factors.
- For fixed rate long-term loans, their fair values as at 30 June 2021 and 31 December 2020 are estimated by discounting expected future cash flow by the current market interest rate of the loans with similar terms and conditions. The details are as follows:

  
นางสาว อรุณรัตน์  
ผู้อำนวยการ

(Unaudited but reviewed)

(Unit: Million Baht)

	Consolidated financial statements				Separate financial statements			
	Carrying amount		Fair value		Carrying amount		Fair value	
	30 June 2021	31 December 2020	30 June 2021	31 December 2020	30 June 2021	31 December 2020	30 June 2021	31 December 2020
Long-term loans from financial institutions - fixed interest rate	158	68	149	64	123	43	116	40

- e) For long-term loan carrying interest approximate to the market rate, their carrying amounts in the statements of financial position approximates their fair values.
- f) For lease receivables and lease liabilities which their interest rates are close to the market rate, their carrying amounts in the statements of financial position approximate their fair values.


## 22. Event after the reporting period

The Company and its two subsidiaries (Siam Wellness Resort Co., Ltd. and Siam Wellness Education Co., Ltd.) changed their registered head office to be at No. 565, 567 B.U. Place Building, 22nd Floor, Soi Suthiporn, Pracha-Songkroh Road, Dindang, Dindang, Bangkok.

The Company and its two subsidiaries submitted the request for changing their registered office to the Ministry of Commerce on 2 August 2021 and 3 August 2021, respectively.

## 23. Approval of interim financial statements

These interim financial statements were authorised to issue by the Company's Board of Directors on 9 August 2021.

  
นางสาวกัญญา ชัยวัฒนกุลกุล  
๑



34